

## School Overview

Highland Middle School is a Spanish Dual Language and PACIFIC program school serving approximately 500 students. Our foundational belief is that all students can be successful without exception or excuse. We strive to affirm and inspire each and every student to learn and thrive as creators of their future world.

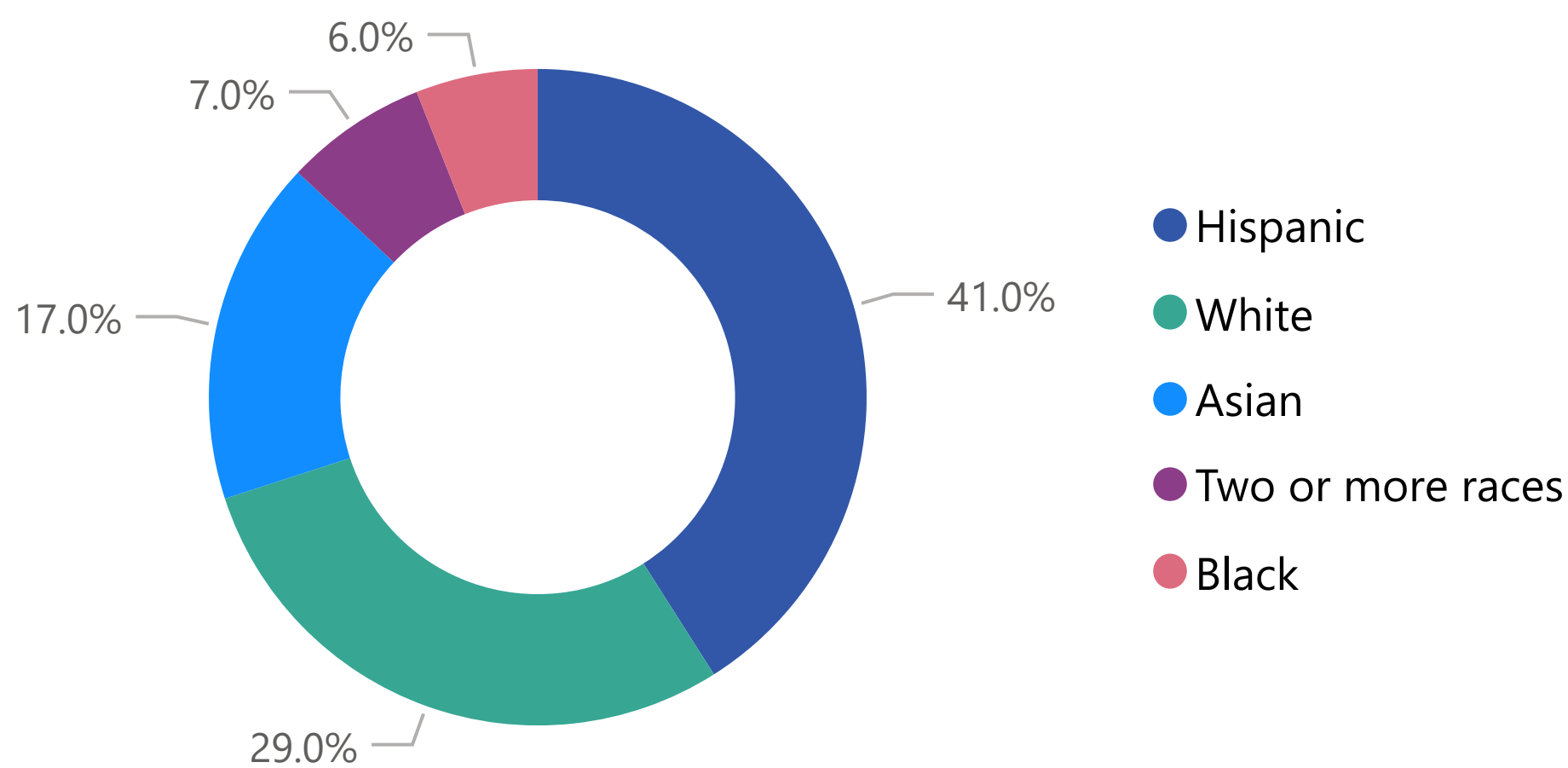
15027 NE Bel-Red Rd  
Bellevue, WA 98007

<http://www.bsd405.org/highland>  
425-456-6400  
Susan Thomas, Principal

## Programs Offered

Pacific (special education), Spanish Dual Language

## Racial Diversity



## School & Student Characteristics <sup>1</sup>

	Highland Middle School	District MS Average <sup>2</sup>
Enrollment (10/1/2020)	576	686
Average Attendance Rate	84 %	93 %
Eligible for Free/Reduced Price Meals	50 %	18 %
Receiving Special Education Services	13 %	8 %
English Language Learners	23 %	9 %
First Language Other Than English	55 %	39 %
Mobility Rate <sup>3</sup>	9 %	6 %

# Summary of Student Achievement

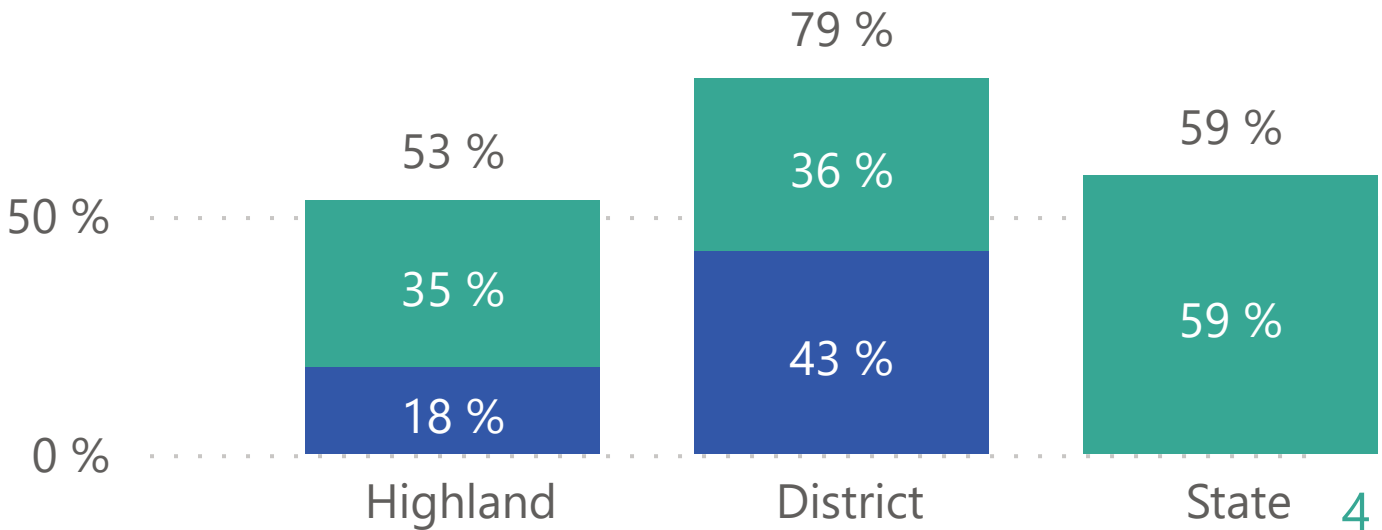
Data from Fall 2021 testing will be added when it is available.

## State Assessment Results for Grades 6 - 8 (Spring 2019)

Percentage of Students Meeting / Exceeding Standards

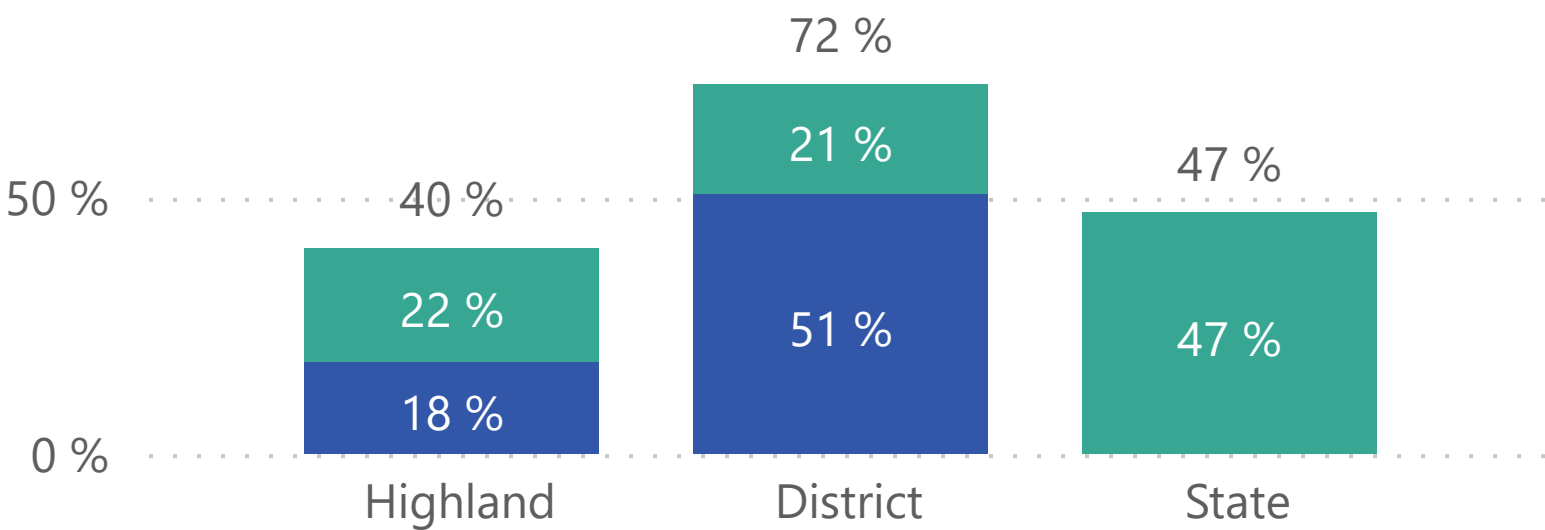
### SBA: English Language Arts

● Exceeds Standards ● Meets Standards



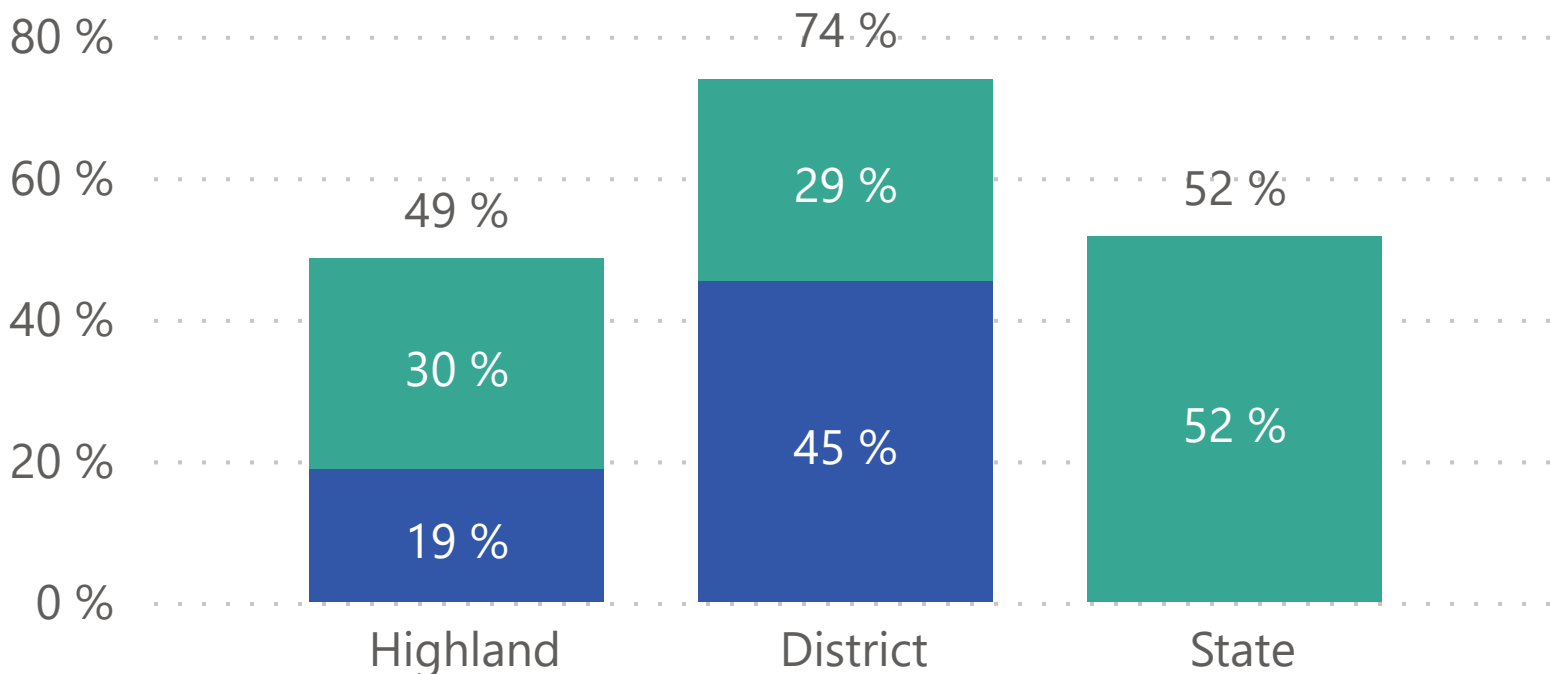
### SBA: Math

● Exceeds Standards ● Meets Standards



### WCAS: Science

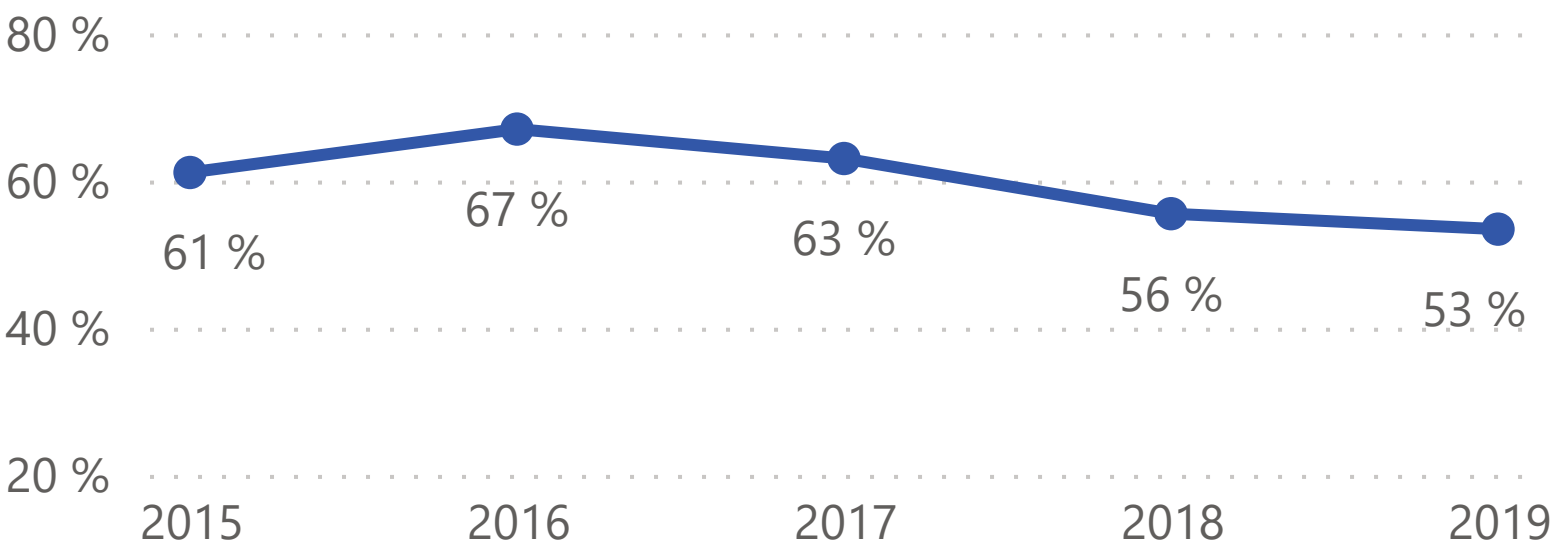
● Exceeds Standards ● Meets Standards



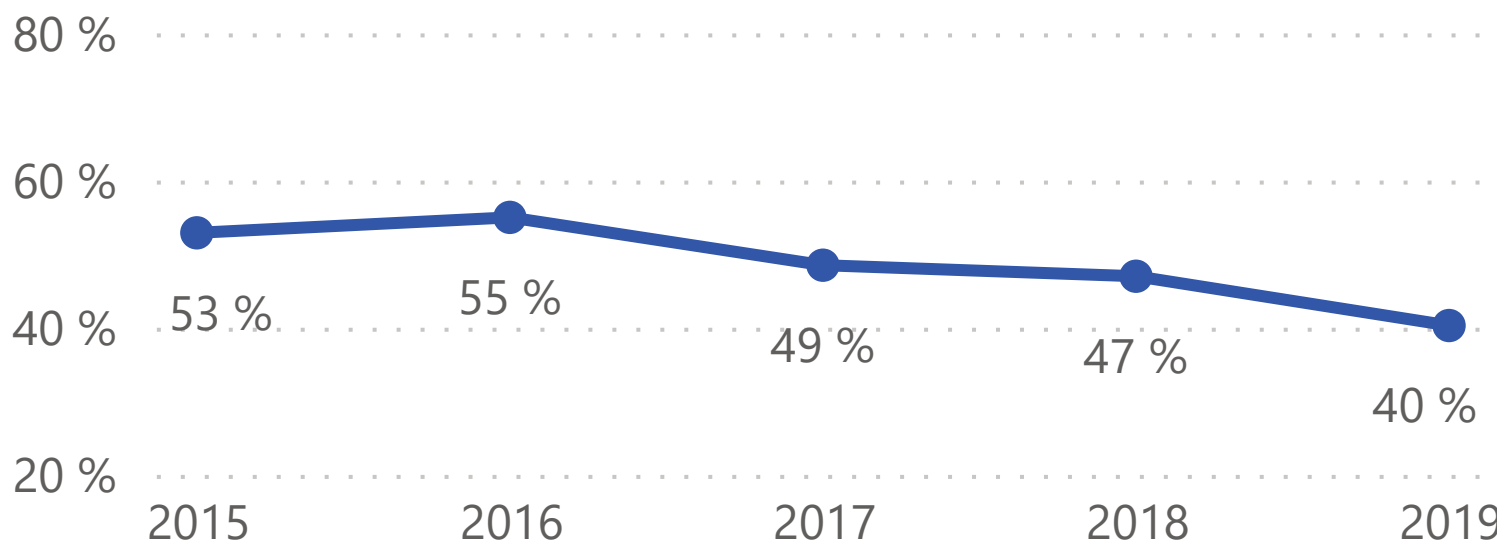
## State Assessment Results for Grades 6 - 8

Percentage of Students Meeting Standards

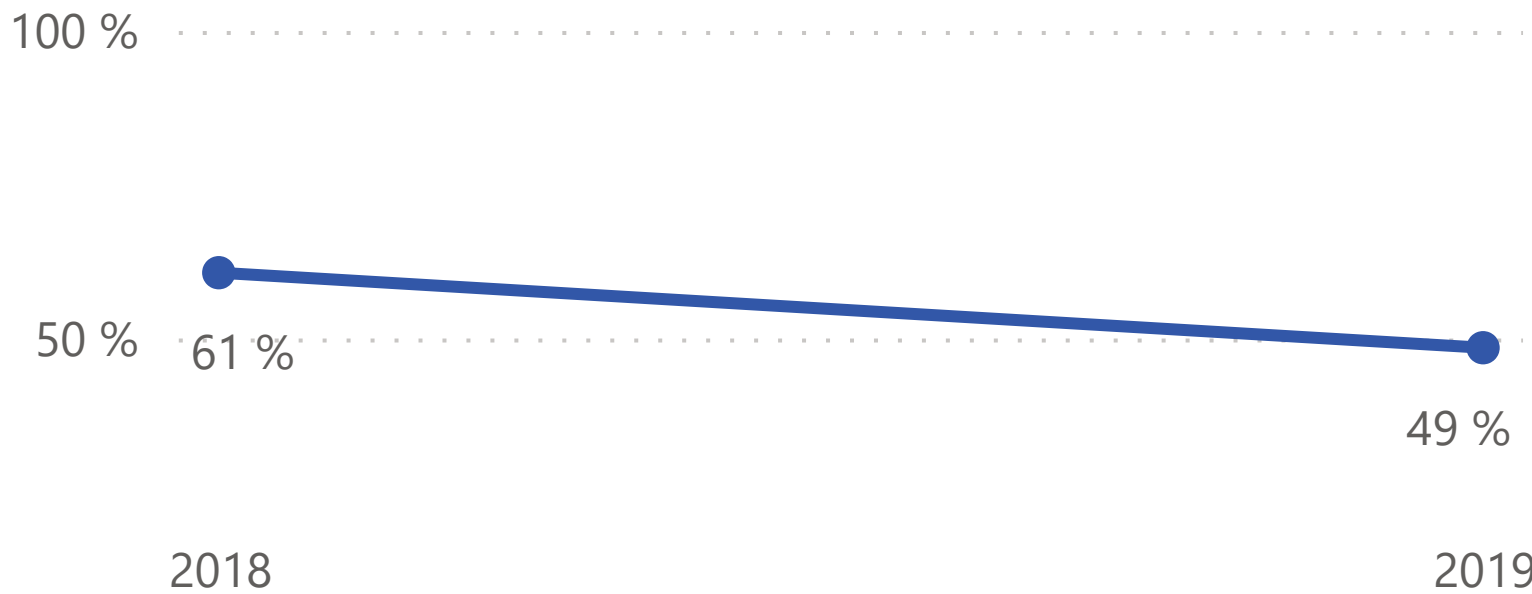
### SBA: English Language Arts



### SBA: Math



### WCAS: Science



## Glossary

### Science Assessments - WCAS

WCAS stands for Washington Comprehensive Assessment of Science, first administered in Spring 2018 to students state-wide in grades 5, 8 and 11. The WCAS is aligned to Next Generation Science Standards, which emphasize engineering and technology. The standards were adopted by the state in 2013. For more information see [www.k12.wa.us/assessment/StateTesting/default.aspx](http://www.k12.wa.us/assessment/StateTesting/default.aspx).

### Smarter Balanced

Starting in 2014-15, Washington State adopted the Smarter Balanced exams to assess student learning in English language arts and math in grades 3-8 and 10-11. These computer-based exams are aligned to the state's Common Core learning standards. For more information see [www.k12.wa.us/assessment/StateTesting/default.aspx](http://www.k12.wa.us/assessment/StateTesting/default.aspx).

### Special Education Services

Neighborhood schools provide a continuum of special education services. We provide specialty centers as well:

- \* **Cascade** program for students who benefit from behavioral supports due to emotional stressors.
- \* **Evergreen** program to serve young adults (ages 18-21) with disabilities.
- \* **Olympic** program to support students on the autism spectrum.
- \* **Pacific** program for students with significant developmental and intellectual disabilities.
- \* **PALS** (Preschool Age Learning) preschool to provide early intervention services for children with special needs (ages 3-5), together with typically developing peers.

### STAR

Students in grades 2-8 take Renaissance Learning's STAR reading and math assessments in the fall and spring of each year. The purpose of these short, computer-based tests is to measure student growth over the course of the year, to identify students who might need additional support or acceleration, and to provide information teachers can use to inform instruction. STAR provides us with a consistent measure of student performance over time, which is helpful as state tests continue to change.

## End Notes

### 1 School and Student Characteristics

Data are from October 1, 2020 unless otherwise specified.

### 2 District Average

The district averages displayed here are the averages for district middle schools.

### 3 Mobility Rate

The percent of students who entered or withdrew from the school between October 1 and June 15, based on October 1 enrollment.

### 4 State Assessment Results

State pass rate percentages combine "Meets Standard" and "Exceeds Standard."