



2019-2020 School Profile

International School

<http://www.bsd405.org/international/>

Russell White, Principal

445 128th Ave SE

Bellevue, WA 98005

425-456-6500

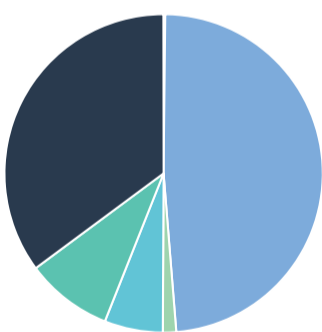
School Overview

International is a choice school for grades 6-12, emphasizing global citizenship with a rigorous program that is housed in a supportive, nurturing environment. Student are prepared intellectually, socially, creatively, physically, and emotionally, so that they are inspired to become lifelong learners and realize their dreams in the world at large.

Programs Offered

Grade 6-12 Choice School

Racial Diversity



Racial Diversity Detail

<1%	American Indian or Alaska Native
48%	Asian
1%	Black/African-American
5%	Hispanic
<1%	Pacific Islander
8%	Two or more races
35%	White

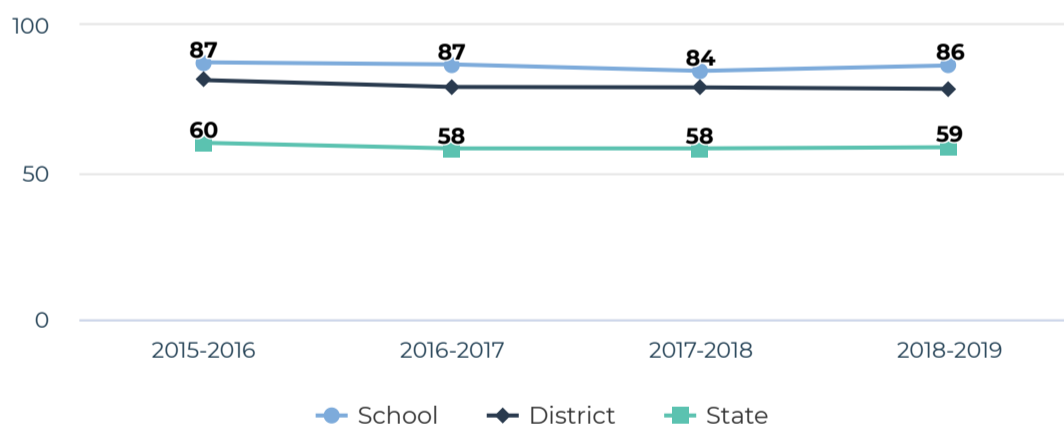
School & Student Characteristics¹

	SCHOOL	DISTRICT ²
Enrollment	584	1223
National Board Certified Teachers	34%	27%
Eligible for Free/Reduced Price Meals	8%	15%
Receiving Special Education Services	9%	11%
English Language Learners	3%	7%
First Language Other Than English	36%	33%
Mobility Rate ³	1%	7%
Average Attendance Rate	96%	95%

State Assessment Results for Grades 6-8 in the Last Four Years

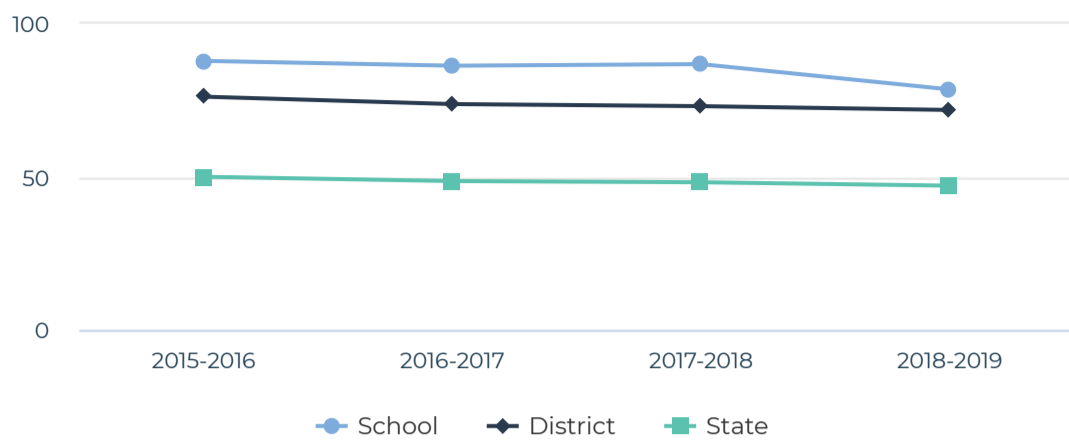
English Language Arts

Smarter Balanced - Percentage of Students Meeting Standards



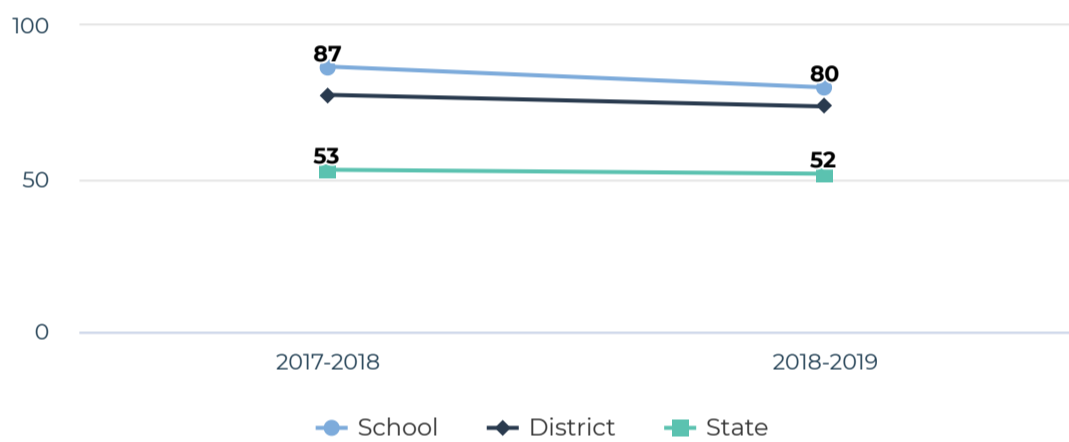
Mathematics

Smarter Balanced - Percentage of Students Meeting Standards



Science

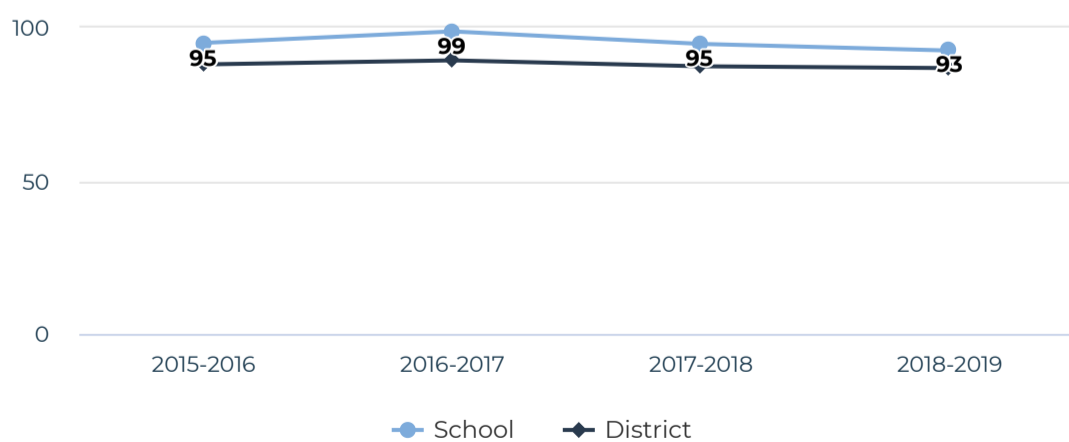
WCAS - Percentage of Students Meeting Standards



State Assessment Results for Grade 10

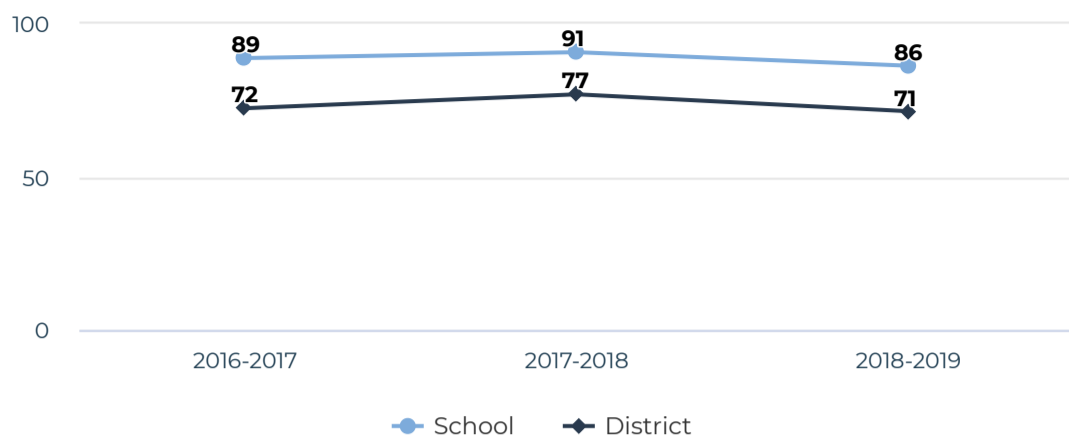
English Language Arts

Smarter Balanced - Percentage of Students Meeting Standards



Mathematics

Smarter Balanced - Percentage of Students Meeting Standards



College & Career Readiness

	SCHOOL YEAR	SCHOOL				DISTRICT	STATE
		2015-16	2016-17	2017-18	2018-19	2018-19	2018-19
GRADUATION RATES							
On-Time High School Graduation Rate (Within 4 Years)		100%	100%	100%	100%	93%	81%
5-Year High School Graduation Rate		100%	100%	100%	N/A	N/A	N/A

	SCHOOL YEAR	SCHOOL				DISTRICT
		2015-16	2016-17	2017-18	2018-19	2018-19
AP & IB						
AP Exam Pass Rate		70%	73%	80%	79%	79%
Average Number of AP and IB Credits Earned by Graduates		6.7	7	8.2	8.5	5
Students Taking At Least One AP/IB Course by the Time They Graduate		100%	100%	100%	100%	93%

	SCHOOL YEAR	SCHOOL				DISTRICT
		2015-16	2016-17	2017-18	2018-19	2018-19
SAT & ACT						
High School Seniors Taking the SAT or ACT		100%	98%	98%	98%	74%
Average SAT Composite Score		N/A	1331	1323	1373	1272
Average ACT Composite Score		28	29	29	27	25

Glossary

AP

Advanced Placement (AP) courses are college-level courses offered in high school. These courses culminate in an AP exam that is given by the College Board. Many colleges grant course credit to students receiving passing scores. AP tests are scored on a scale from 1-5, with 3 or higher considered passing.

IB

The International Baccalaureate (IB) program is a rigorous college-preparatory education program offered at selected schools in many countries around the world. Students who pass a challenging set of IB exams at the end of selected courses earn an internationally-recognized IB diploma. IB exams are scored on a scale from 1-7, with 4 or higher considered passing.

National Board Certified Teachers

The National Board for Professional Teaching Standards offers a voluntary certification process for teachers to show that they have met the organization's standards for effective teaching. Teachers who apply go through a lengthy and rigorous screening process to obtain certification.

Science Assessments - WCAS

WCAS stands for Washington Comprehensive Assessment of Science, first administered in Spring 2018 to students state-wide in grades 5, 8 and 11. The WCAS is aligned to Next Generation Science Standards, which emphasize engineering and technology. The standards were adopted by the state in 2013. For more information see www.k12.wa.us/assessment/StateTesting/default.aspx.

Smarter Balanced

Starting in 2014-15, Washington State adopted the Smarter Balanced exams to assess student learning in English language arts and math in grades 3-8 and 10-11. These computer-based exams are aligned to the state's Common Core learning standards. For more information see www.k12.wa.us/assessment/StateTesting/default.aspx.

Special Education Services

Neighborhood schools provide a continuum of special education services. We provide specialty centers as well:

- * Cascade program for students who benefit from behavioral supports due to emotional stressors.
- * Evergreen program to serve young adults (ages 18-21) with disabilities.
- * Olympic program to support students on the autism spectrum.
- * Pacific program for students with significant developmental and intellectual disabilities.
- * PALS (Preschool Age Learning) preschool to provide early intervention services for children with special needs (ages 3-5), together with typically developing peers.

End Notes

1. School and Student Characteristics Data are from October 1, 2019 unless otherwise specified.

2. District Average The district averages displayed here are the averages for district high schools.

3. Mobility Rate The percent of students who entered or withdrew from the school between October 1 and June 15, based on October 1 enrollment.