



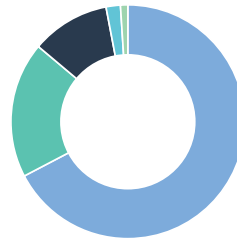
School Overview

Founded in 2011, Jing Mei is a Mandarin Dual Language School that follows a 90/10 two-way model. Using the Guiding Principles for Dual Language Education, the school applies best practices in dual immersion education and aligns with the District's Common Curriculum and standards. Our goal is to promote bilingual and biliterate skills, adhering to our belief that multilingualism is a key characteristic of global competency.

Programs Offered

Chinese Dual Language Immersion

Racial Diversity



- 68% Asian
- 1% Black
- 2% Hispanic
- 19% Two or more races
- 11% White
- N/A Native American
- N/A Pacific Islander

School & Student Characteristics ¹

	SCHOOL	DISTRICT ²
Enrollment	414	496
National Board Certified Teachers	10%	28%
Eligible for Free/Reduced Price Meals	4%	18%
Receiving Special Education Services	2%	6%
English Language Learners	27%	24%
First Language Other Than English	52%	42%
Mobility Rate ³	3%	14%

Attendance & Discipline

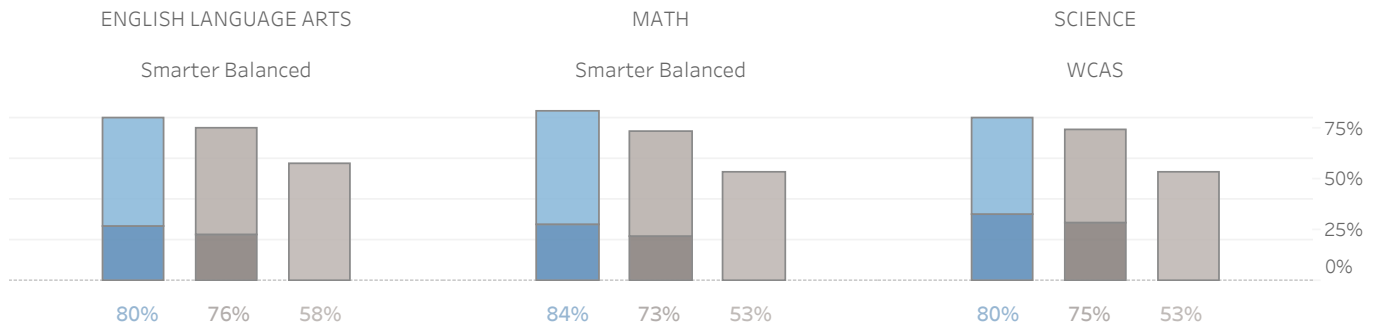
	SCHOOL	DISTRICT
Average Attendance Rate	97%	95%
Students with < 10 Absences Per Year	87%	72%
Students with 18+ Absences Per Year	3%	7%
Suspension Rate ⁴	0.0%	0.6%

Summary of Student Achievement

- Exceeds Standards
- Meets Standards
- SCHOOL
- DISTRICT
- STATE ⁵

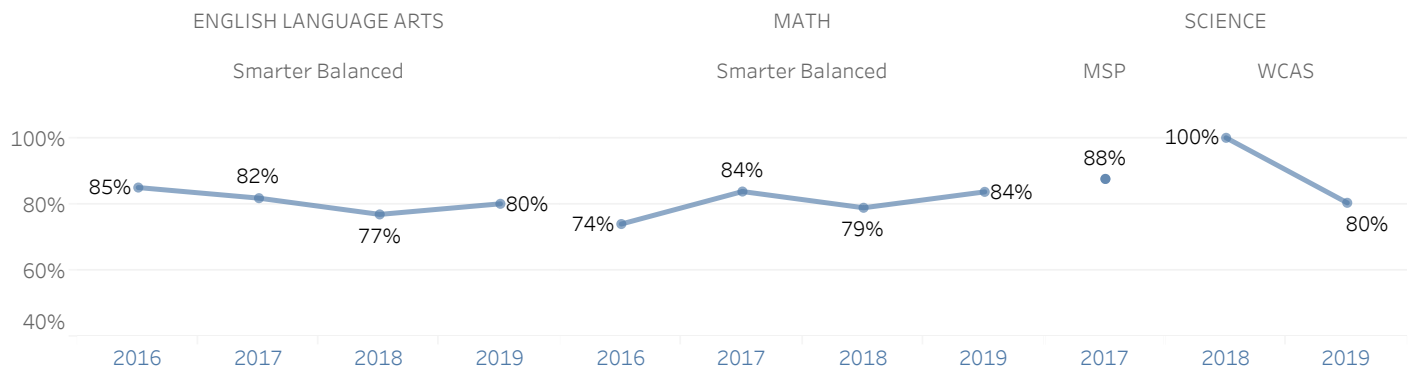
State Assessment Results for Grades 3-5 (Spring 2019)

Percentage of Students Meeting/Exceeding Standards



State Assessment Results for Grades 3-5 in the Last Four Years

Percentage of Students Meeting Standards



Glossary

National Board Certified Teachers

The National Board for Professional Teaching Standards offers a voluntary certification process for teachers to show that they have met the organization's standards for effective teaching. Teachers who apply go through a lengthy and rigorous screening process to obtain certification.

Science Assessments - WCAS/MSP

WCAS stands for Washington Comprehensive Assessment of Science, first administered in Spring 2018 to students state-wide in grades 5, 8 and 11. The WCAS replaces the WA State MSP science assessment. The WCAS is aligned to Next Generation Science Standards, which emphasize engineering and technology. The standards were adopted by the state in 2013. For more information see www.k12.wa.us/assessment/StateTesting/default.aspx.

Smarter Balanced

Starting in 2014-15, Washington State adopted the Smarter Balanced exams to assess student learning in English language arts and math in grades 3-8 and 10-11. These computer-based exams are aligned to the state's Common Core learning standards. For more information see www.k12.wa.us/assessment/StateTesting/default.aspx.

Special Education Services

Neighborhood schools provide a continuum of special education services. We provide specialty centers as well:

* **Cascade** program for students who benefit from behavioral supports due to emotional stressors.

* **Evergreen** program to serve young adults (ages 18-21) with disabilities.

* **Olympic** program to support students on the autism spectrum.

* **Pacific** program for students with significant developmental and intellectual disabilities.

* **PALS** (Preschool Age Learning) preschool to provide early intervention services for children with special needs (ages 3-5), together with typically developing peers.

End Notes

- 1 School and Student Characteristics**
Data are from October 1, 2018 unless otherwise specified.
- 2 District Average**
The district averages displayed here are the averages for district elementary schools.
- 3 Mobility Rate**
The percent of students who entered or withdrew from the school between October 1 and June 15, based on October 1 enrollment.
- 4 Suspension Rate**
The percent of students who received at least one in-school or out-of-school suspension or were expelled over the course of the school year.
- 5 State Assessment Results**
State pass rate percentages combine "Meets Standard" and "Exceeds Standard."