

100 140th Ave SE
Bellevue, WA 98005

<http://www.bsd405.org/sammamish>
425-456-7600
Derrick Richardson, Principal

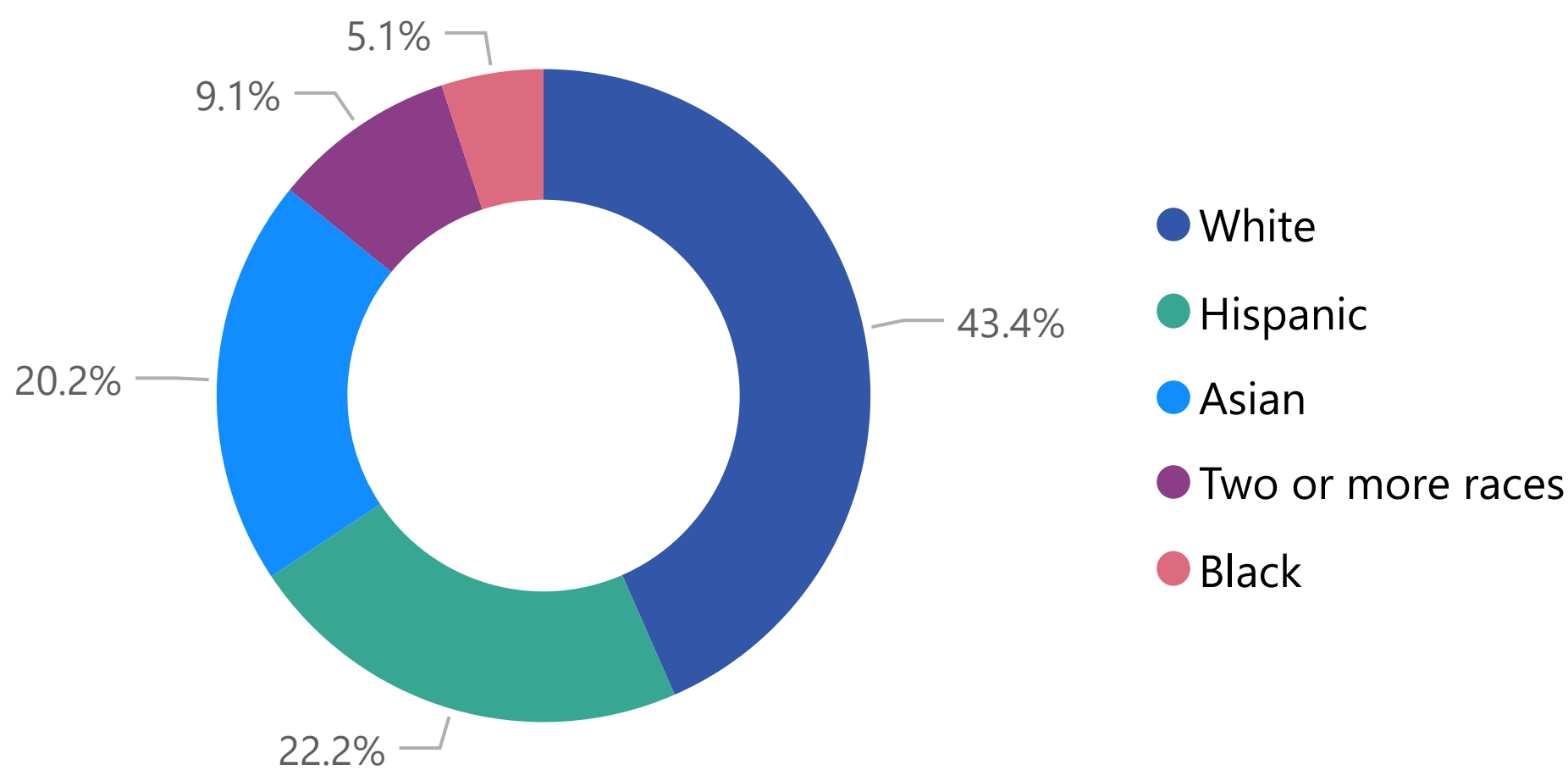
School Overview

Sammamish High School is a diverse, comprehensive school with a focus on Problem Based Learning. Students are exposed to authentic problems, high levels of collaboration, and are assessed in authentic ways. We are a community of lifelong learners that prepares all of our students for success in college and 21st Century careers. Students and staff work together to develop individual and collective purpose while supporting each other to achieve academic excellence and personal growth.

Programs Offered

Cascade (special education), International Spanish Academy (immersion)

Racial Diversity



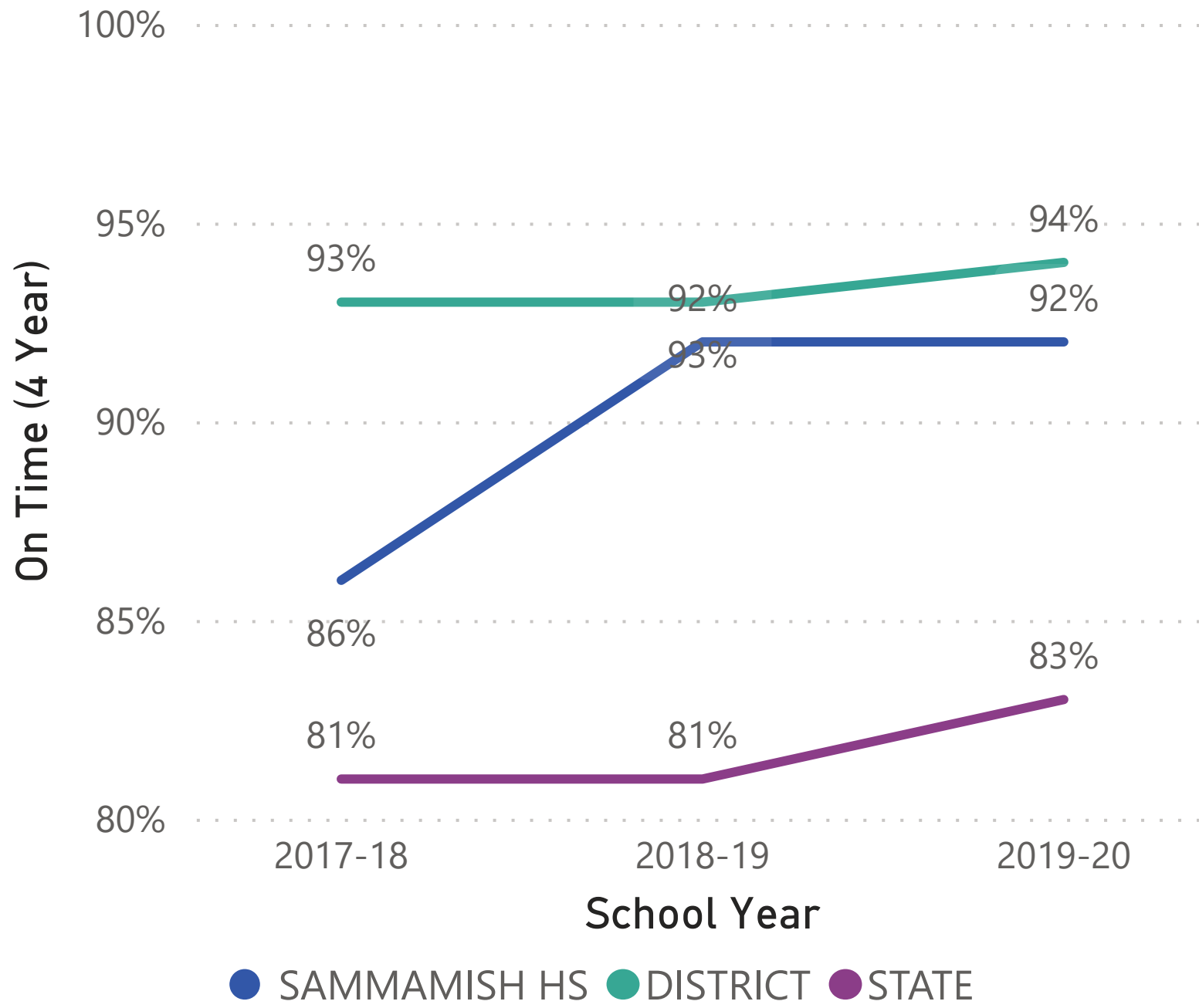
School & Student Characteristics ¹

	Sammamish High School	District HS Average ²
Enrollment (10/1/2020)	1172	1056
Average Attendance Rate	87%	91%
Eligible for Free/Reduced Price Meals	35%	17%
Receiving Special Education Services	15%	8%
English Language Learners	11%	8%
First Language Other Than English	37%	36%
Mobility Rate ³	6%	5%

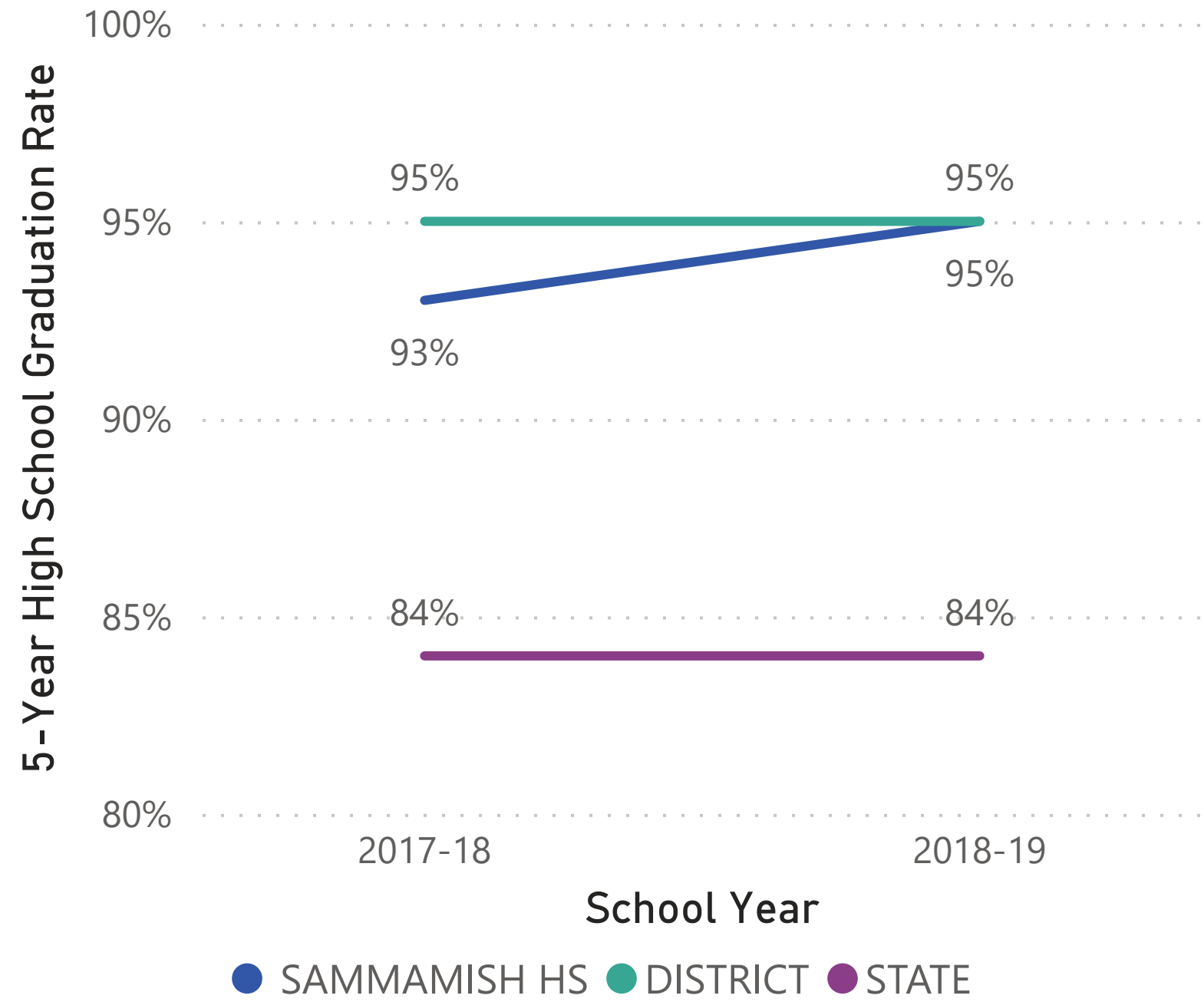
College & Career Readiness

On Time Graduation

On Time (4 year) Graduation Rate

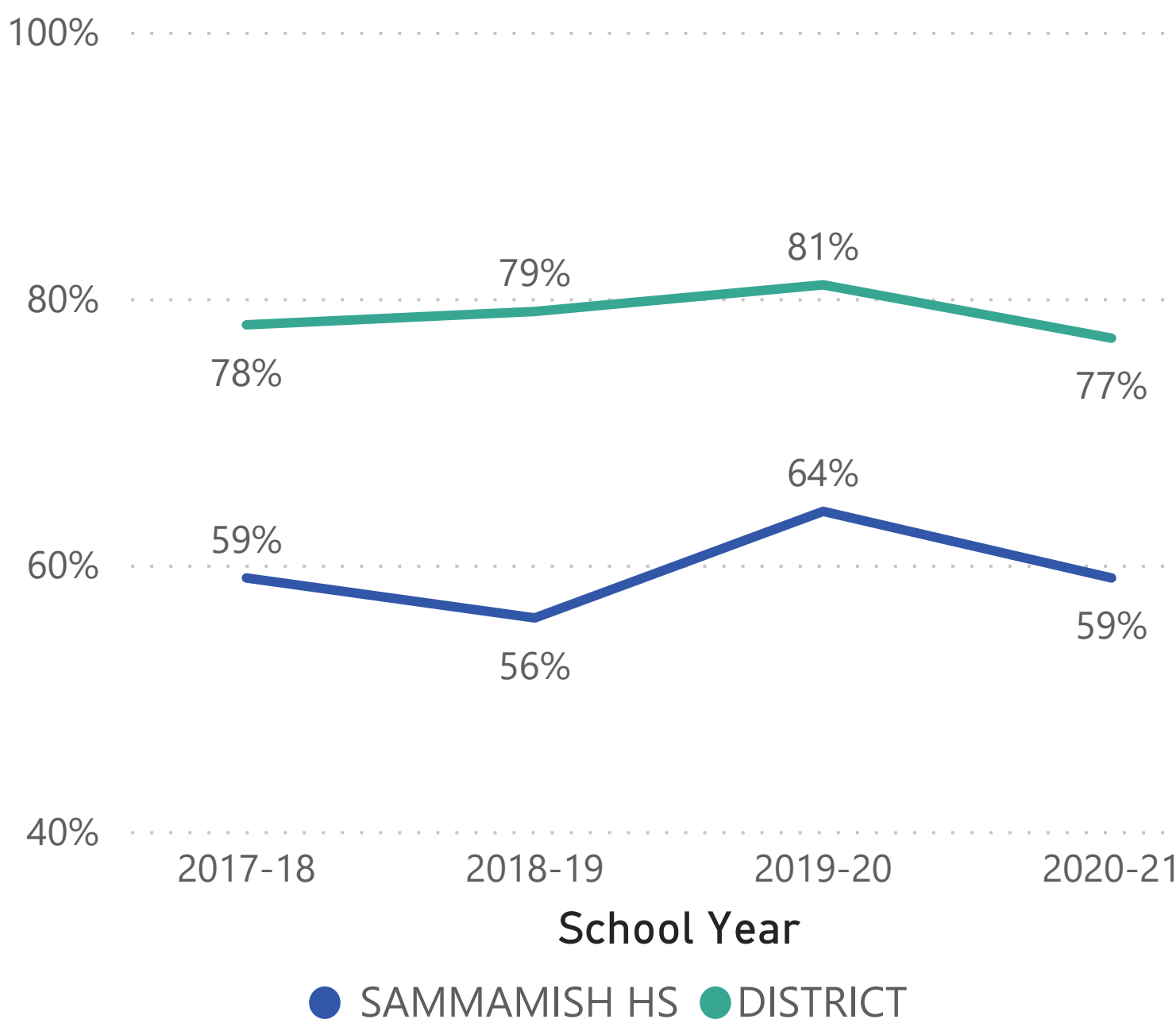


5 year Graduation Rate

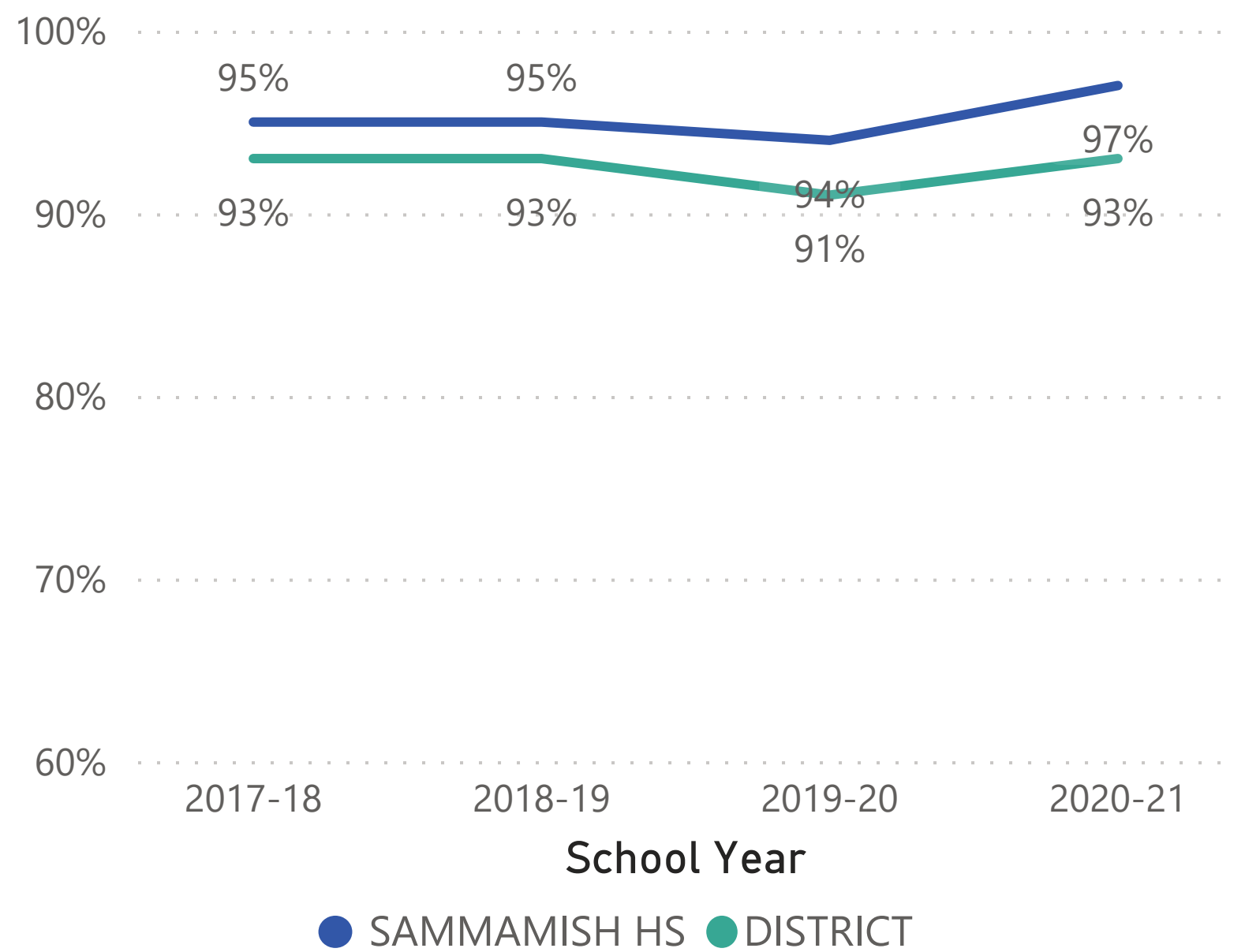


AP & IB

AP Exam Pass Rate



Students with at least one AP/IB Course by Graduation



AP & IB

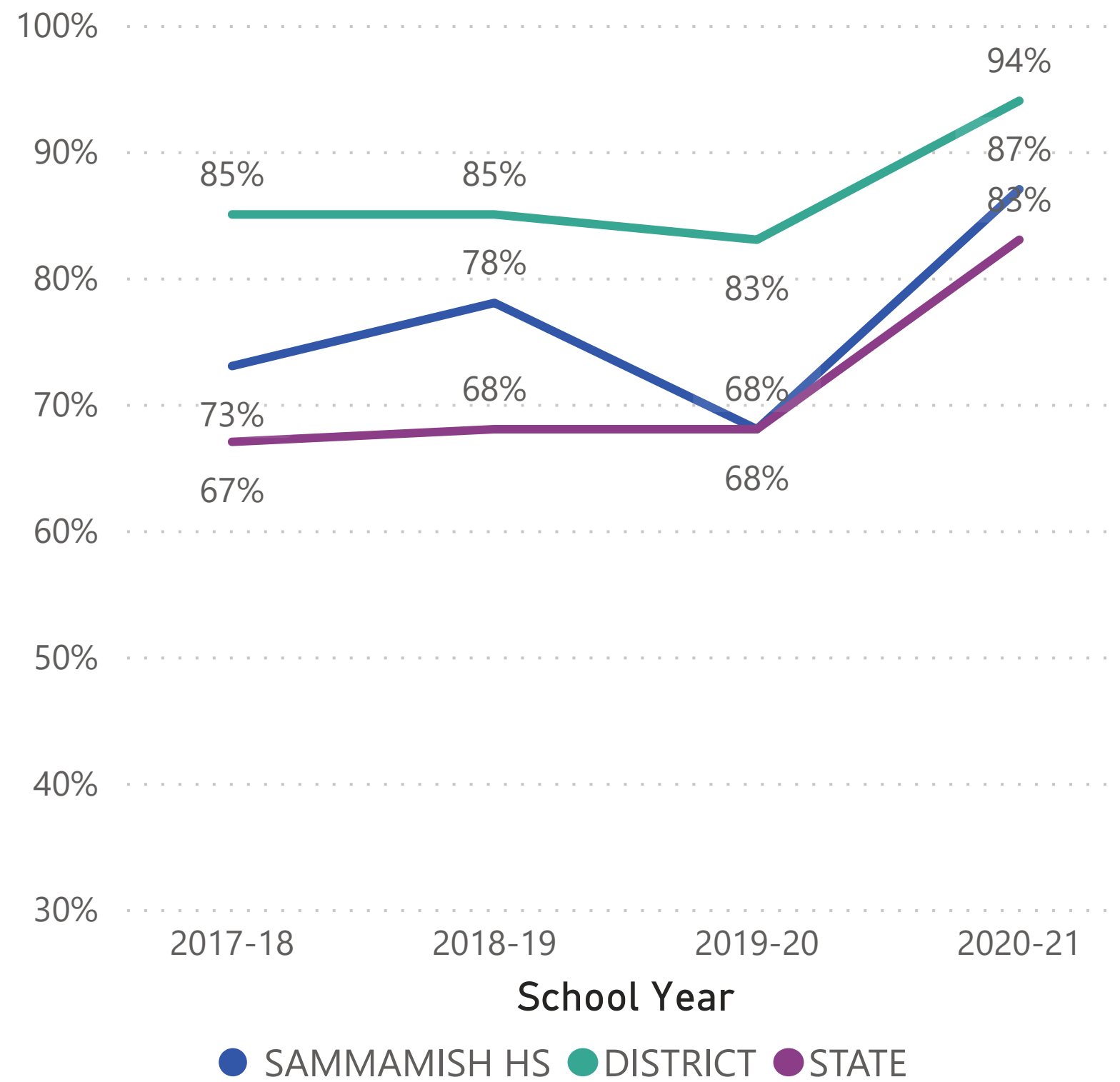
School Name	SAMMAMISH HS				DISTRICT			
	2017-18	2018-19	2019-20	2020-21	2017-18	2018-19	2019-20	2020-21
AP Exam Pass Rate	59%	56%	64%	59%	78%	79%	81%	77%
Students Taking At Least One AP/IB Course by the Time They Graduate	95%	95%	94%	97%	93%	93%	91%	93%
Average Number of AP and IB Credits Earned by Graduates	4.4	5.2	5.4	5.1	6.9	6.8	6.9	7.4

SAT & ACT

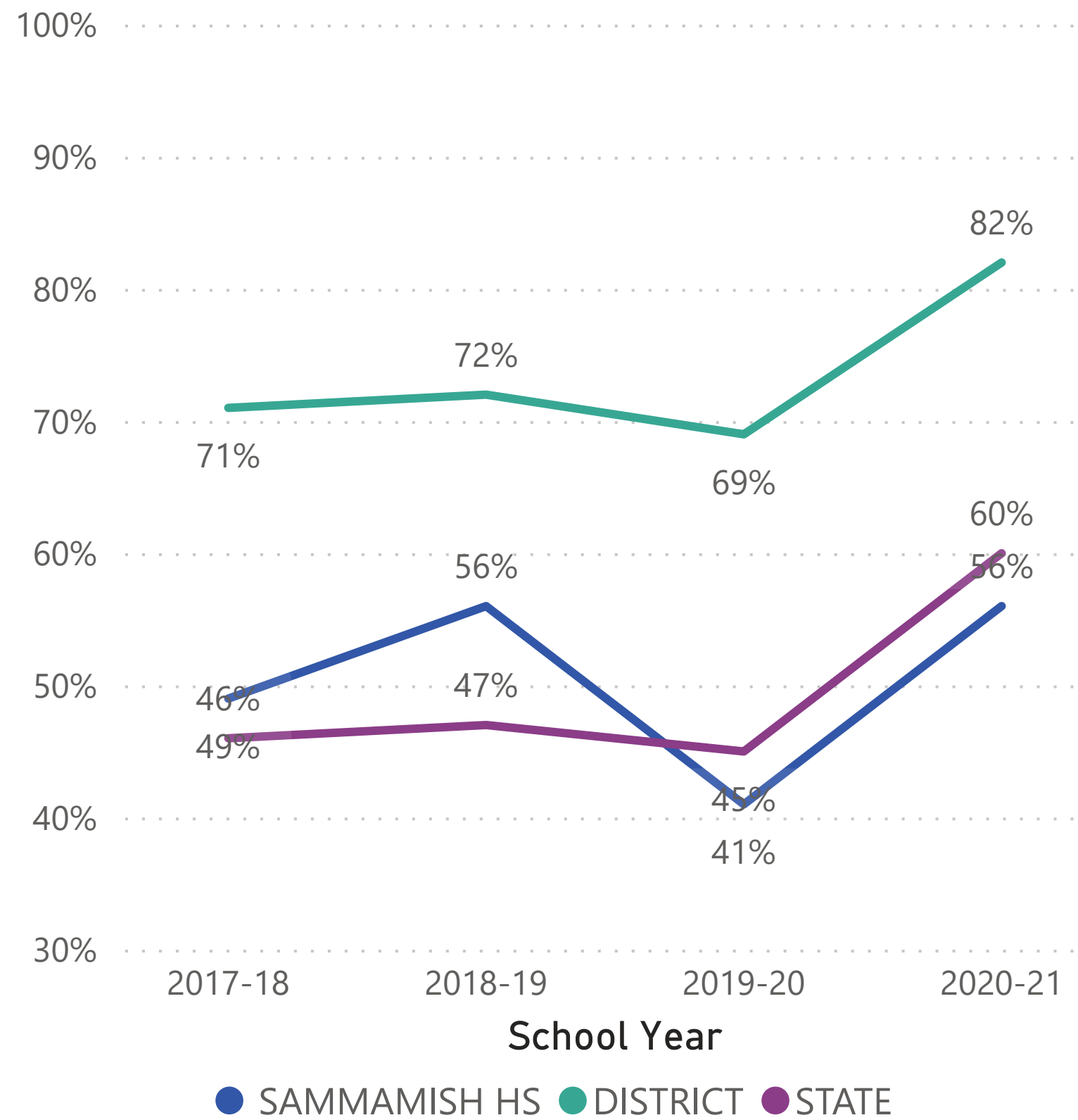
School Name	SAMMAMISH HS				DISTRICT				STATE			
	2017-18	2018-19	2019-20	2020-21	2017-18	2018-19	2019-20	2020-21	2017-18	2018-19	2019-20	2020-21
Average SAT Composite Score	1162	1176	1202		1263	1273	1271	1358	1071	1074	1073	1072
Average ACT Composite Score	23	24	24.6	27.2	26.7	27.1	27.8	29.5	22.2	22.1	22.9	

Additional College Readiness Measures

11th Graders Meeting PSAT Benchmarks: Reading/Writing



11th Graders Meeting PSAT Benchmarks: Math



Note: Significantly fewer students participated in college testing (PSAT, SAT, ACT) in 2020-21 due to COVID, so these scores do not necessarily reflect the general student population and may not be comparable with prior years.

Glossary

ACT

The ACT is a college admissions test with four subjects (English, math, reading, and science) scored on a scale from 1-36. The Composite ACT score is the average of the four subject test scores.

AP

Advanced Placement (AP) courses are college-level courses offered in high school. These courses culminate in an AP exam that is given by the College Board. Many college grant course credit to students receiving passing scores. AP tests are scored on a scale from 1-5, with 3 or higher considered passing.

IB

The International Baccalaureate (IB) program is a rigorous college-preparatory program offered at selected schools in many countries around the world. Students who pass a challenging set of IB exams at the end of selected courses earn an internationally-recognized IB diploma. IB exams are scored on a scale from 1-7, with 4 or higher considered passing.

PSAT College and Career Readiness Benchmark

All BSD students take the PSAT test in 11th grade, as preparation for the SAT and the college application process. The PSAT benchmark is one indicator of whether students are on track to be ready for college. Students who score at or above the benchmark level have a 75% chance of earning at least a C in first-year core college courses.

SAT

The SAT is a college admissions test which was substantially revised in 2017. The new SAT includes two subject areas (ERW - evidence-based reading and writing, and math). The previous SAT had three subject areas (critical reading, writing, and math). Each subject is still scored on a scale from 200-800; however, the combined score on the new test is now 1600, instead of the previous combined score of 2400.

Science Assessments - WCAS

WCAS stands for Washington Comprehensive Assessment of Science, first administered in Spring 2018 to students state-wide in grades 5, 8 and 11. The WCAS is aligned to Next Generation Science Standards, which emphasize engineering and technology. The standards were adopted by the state in 2013. For more information see www.k12.wa.us/assessment/StateTesting/default.aspx.

Smarter Balanced

Starting in 2014-15, Washington State adopted the Smarter Balanced exams to assess student learning in English language arts and math in grades 3-8 and 10-11. These computer-based exams are aligned to the state's Common Core learning standards. For more information see www.k12.wa.us/assessment/StateTesting/default.aspx.

Special Education Services

Neighborhood schools provide a continuum of special education services. We provide specialty centers as well:

- * **Cascade** program for students who benefit from behavioral supports due to emotional stressors.
- * **Evergreen** program to serve young adults (ages 18-21) with disabilities.
- * **Olympic** program to support students on the autism spectrum.
- * **Pacific** program for students with significant developmental and intellectual disabilities.
- * **PALS** (Preschool Age Learning) preschool to provide early intervention services for children with special needs (ages 3-5), together with typically developing peers.

End Notes

1 School and Student Characteristics

Data are from October 1, 2020 unless otherwise specified.

2 District Average

The district averages displayed here are the averages for district high schools.

3 Mobility Rate

The percent of students who entered or withdrew from the school between October 1 and June 15, based on October 1 enrollment.