



2019-2020 School Profile

Woodridge Elementary

<http://www.bsd405.org/woodridge/>

Nicole Hepworth, Principal

12619 SE 20th Pl

Bellevue, WA 98005

425-456-6200

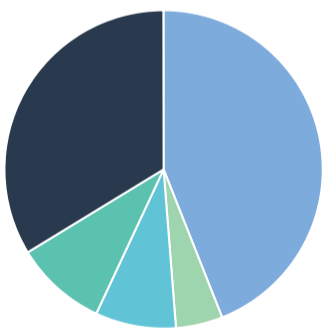
School Overview

Woodridge serves a student population of approximately 475 students. As a staff, we are dedicated to serving each and every child by investing in relationships and focusing on each student's story, strengths and needs through a shared responsibility and collaborative partnership with one another. We're committed to affirming and inspiring each and every student to learn and thrive as creators of their future world.

Programs Offered

Olympic (special education)

Racial Diversity



Racial Diversity Detail

<1%	American Indian or Alaska Native
44%	Asian
4%	Black/African-American
8%	Hispanic
<1%	Pacific Islander
9%	Two or more races
33%	White

School & Student Characteristics¹

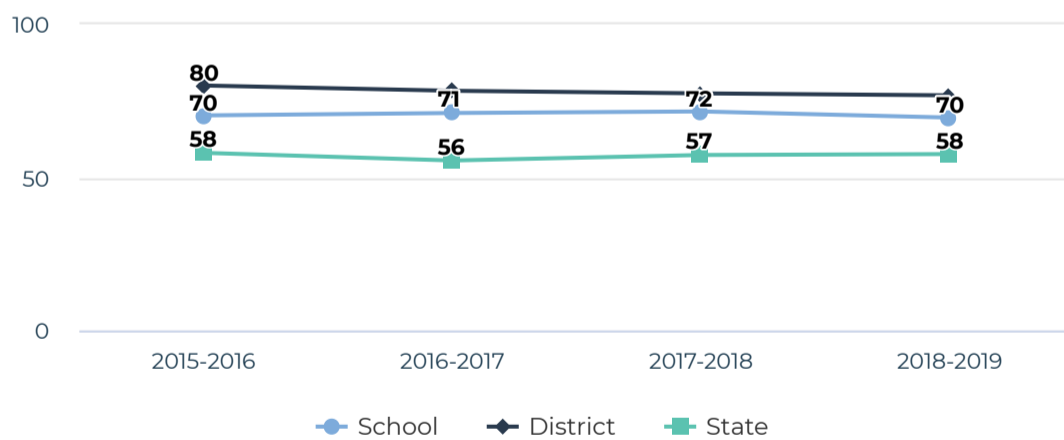
	SCHOOL	DISTRICT ²
Enrollment	455	526
National Board Certified Teachers	38%	23%
Eligible for Free/Reduced Price Meals	16%	16%
Receiving Special Education Services	9%	9%
English Language Learners	22%	21%
First Language Other Than English	38%	42%
Mobility Rate ³	18%	13%
Average Attendance Rate	97%	95%

Summary of Student Achievement

State Assessment Results for Grades 3-5 in the Last Four Years

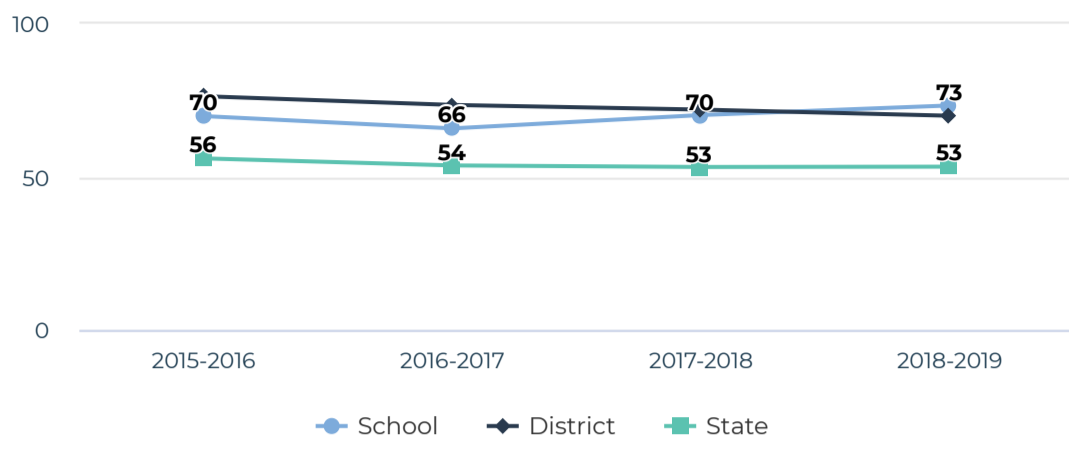
English Language Arts

Smarter Balanced - Percentage of Students Meeting Standards



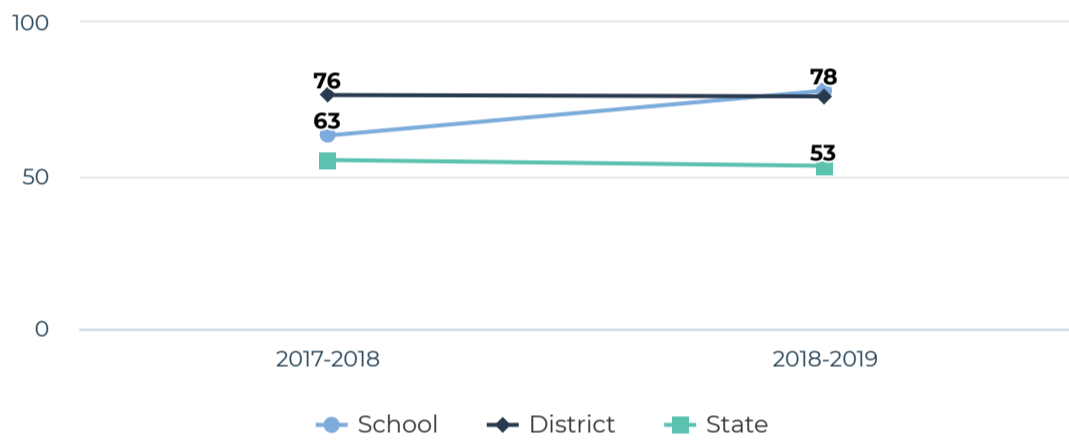
Mathematics

Smarter Balanced - Percentage of Students Meeting Standards



Science

WCAS - Percentage of Students Meeting Standards



Glossary

National Board Certified Teachers

The National Board for Professional Teaching Standards offers a voluntary certification process for teachers to show that they have met the organization's standards for effective teaching. Teachers who apply go through a lengthy and rigorous screening process to obtain certification.

Science Assessments - WCAS

WCAS stands for Washington Comprehensive Assessment of Science, first administered in Spring 2018 to students state-wide in grades 5, 8 and 11. The WCAS is aligned to Next Generation Science Standards, which emphasize engineering and technology. The standards were adopted by the state in 2013. For more information see www.k12.wa.us/assessment/StateTesting/default.aspx.

Smarter Balanced

Starting in 2014-15, Washington State adopted the Smarter Balanced exams to assess student learning in English language arts and math in grades 3-8 and 10-11. These computer-based exams are aligned to the state's Common Core learning standards. For more information see www.k12.wa.us/assessment/StateTesting/default.aspx.

Special Education Services

Neighborhood schools provide a continuum of special education services. We provide specialty centers as well:

- * Cascade program for students who benefit from behavioral supports due to emotional stressors.
- * Evergreen program to serve young adults (ages 18-21) with disabilities.
- * Olympic program to support students on the autism spectrum.
- * Pacific program for students with significant developmental and intellectual disabilities.
- * PALS (Preschool Age Learning) preschool to provide early intervention services for children with special needs (ages 3-5), together with typically developing peers.

End Notes

1. School and Student Characteristics Data are from October 1, 2019 unless otherwise specified.

2. District Average The district averages displayed here are the averages for district elementary schools.

3. Mobility Rate The percent of students who entered or withdrew from the school between October 1 and June 15, based on October 1 enrollment.