

Emergency Preparedness Safety Forum

Bellevue School District

Safety and Security Department





Mission Statement

The mission of the BSD Safety and Security Department is to **establish a culture of safety and security that provides for a safe learning environment through preparedness and awareness.**

To accomplish this, the Safety and Security Team will work with BSD staff to **provide dynamic, world-class training and support** to establish a culture of service and professionalism that results in a renowned and respected school safety, emergency and disaster preparedness program.



Traditional Safety and Security Efforts

- Physical security measures:
 - Locks
 - Cameras
 - Alarms
 - Badges/identification
 - Panic buttons
 - School Resource Officers
- Visitor management system and procedures



How We've Changed Over The Years

- Prior focus was on alarm response and night-time security
- Restructuring of Safety and Security Department – establishment of Emergency Management Program Coordinators position
- Focus on life-safety training and empowering staff to prepare for and respond to any type of emergency/ disaster situation
- Physical Security Management Specialist position



Training of Staff

We offer an array of trainings to all BSD staff including:



Search & Rescue

95% of those trapped after a disaster can be saved by ordinary people with just a little bit of training. Learn why your safety must come first, how to assess damage, and perform searches in a disaster setting in this hands-on training. 3 hours



Disaster Medical

Triage means “to sort” and it is used in every emergency room in the country. It is also used to save lives in a Mass Casualty Incident. Learn the differences between “First Aid” and “Disaster Medical” and why triage is used to save as many lives as possible. 2 hours



Active Shooter Response

Designed to help you develop a survival mindset and give you options for survival. In an active shooter event, when seconds count, police are minutes away. It is the decisions you make and the actions you take that will save lives. 90 minutes



Suspicious Activity Reporting

How do you keep a bad situation from getting worse? This discussion of behavioral indicators can help you intervene before an event can unfold. Learn what to look for when someone is acting suspicious or potentially concealing a weapon. 60 minutes



Disaster Psychology

In the intense stress of a disaster our brains can be our own worst enemy or our greatest asset. Learn about the brain's response to stress and trauma, and tips to keep yourself functioning at a higher level during a critical incident. 45 minutes



Incident Command System

Did you know that Washington State Law requires us to use the Incident Command System (ICS) to manage a disaster response? Do you know what ICS is? This course will introduce you to ICS and allow you to practice it with everyday situations. 30 minutes



Emergency Role Orientation

"I'm supposed to do *WHAT* during a response?!?" EMPCs spend several hours on site helping staff understand the basics of their emergency roles. Staff rotate through overview presentations on their specific emergency response duties. Full day training*

*School is responsible for coordinating subs and schedule.



Reality of Disaster Tabletop

Have you ever imagined what it would be like to be in a disaster during the school day? This brief interactive overview of Incident Command System (ICS) use will help you understand what a disaster scenario might look like at a school. 45 minutes



Hazard Specific Tabletop

Scenario-based discussion that allows participants to virtually train in their response roles with coaching from a facilitator. Provides opportunity for a preliminary evaluation of emergency plans and participants' understanding of their emergency roles. 45-90 minutes



Safety Academy

Are you ready for a challenge? Do you want to know more about disaster response in a school setting? This intensive hands-on training will help prepare you to be a leader in a response situation. 8 hours



Reunification

Responding to an emergency or disaster is hard enough, but what happens when parents start looking for their children? Learn concepts and best practices of family reunification. Begin to map out a potential plan for your specific site and discuss how to overcome the challenges of the reunification process. 45 minutes



Uppers, Downers, & All Arounders

Last year over 52,000 people died from drug overdoses. Learn about how we arrived at this point and the history of drug law enforcement. We will also discuss drug trends and hazards, and how to spot drug use and abuse. 90 minutes



Human Trafficking

As you read this, up to 500 juveniles are being trafficked in King County alone. Learn how to recognize the signs and how to report possible victims of trafficking. 60 minutes



Transporting Injured Subjects

Typically offered as an adjunct to either Disaster Medical or Search & Rescue, this class is available as a stand-alone in special circumstances. Learn various ways to safely transport the injured without exacerbating their condition. 20 minutes



Advancing Your Drills

Tired of just checking the box? Drills are intended to train students and staff, as well as to test plans and procedures—are yours passing the test? Learn how to use scenarios to enhance your drills and create an engaging experience for all involved. 30 minutes



STOP THE BLEED

Uncontrolled bleeding is the number one cause of preventable death from trauma. Learn what you can do to stop the bleeding after an emergency including the use of compression, “packing” of wounds, and the application of tourniquets. The only thing more tragic than a death from bleeding...is a death that could have been prevented. 60 minutes



Training of Staff

Safety Academy Training Class- 8 hour training

- Incident Command System overview
- Active Shooter- Violent Intruder
- Suspicious Activity Reporting
- Disaster Medical and Triage
- Search/Rescue and Building Damage Assessment

<https://q13fox.com/2018/08/16/safer-schools-bellevue-district-training-teachers-for-shooter-situations-natural-disasters/>

Safer Schools: Bellevue district training teachers for shooter situations, natural disasters

POSTED 10:33 PM, AUGUST 16, 2018, BY NADIA ROMERO

FACEBOOK 290

TWITTER

REDDIT

GOOGLE

PINTEREST

EMAIL








Reporting of Safety Concerns

SafeSchools Alert system

- Allows for anonymous reporting of harassment, intimidation and bullying, and other safety concerns.
- This reporting can be made online and via text, telephone, or email.



		
You can submit online through SafeSchools Alert:	You can submit via phone by either texting or calling:	You can submit via email by sending a message to:
Submit Online	Call/Text (425) 324-3875	Email 1177@alert1.us

- Strict enforcement of HIB policies and procedures: Policy 3207



Emergency Preparedness Drills

- State law and School District policy requires all schools to run one (1) drill per calendar month
- Required drills:
 - 3 Fire Evacuation
 - 3 Lockdown (1 Lockout)
 - 2 Earthquake
 - 1 Shelter-in-place
- Advancing of drills by using scenarios and age-appropriate language and instruction



School Safety Teams

Role of Safety Teams:

- Oversight of the safety and emergency preparedness program at each site
- Updating/ maintaining site-specific Emergency Operations Plan (EOP)
- Preparing for and reviewing response to emergency events and drills
- Organizing and updating the site-specific Emergency Supply Cache



Threat Assessment Tool



MOSAIC – Threats by Students

- Online Threat Assessment program
- 40 questions are used to assess the threat based on case study and research from psychologists, prosecutors, law enforcement and threat assessment experts
- Brings all involved parties together (teacher, admin, law enforcement, counselor, safety and security) to provide a detailed assessment of the threat at hand.
- Results of the threat assessment help guide the District's response to each specific threat.



What can I do at home to teach my child about emergencies?

- Although children get training while at school through emergency drills, talking to your kids at home is a key factor in preparedness. Making sure that your family has a plan and practicing what to do in emergencies at home will translate into readiness at school.

- Mental Health America website

<http://www.mentalhealthamerica.net/conditions/talking-kids-about-school-safety>

- FEMA website

<https://www.fema.gov/children-and-disasters>

- Ready.gov website

<https://www.ready.gov/kids>



About Us

Programs

Take a Screen

Find Help

Do More

Learn More

Home > Talking To Kids About School Safety

Share this page |    

Talking To Kids About School Safety

School violence and the resulting intense media coverage bring school safety issues to the forefront for all of us. However, children, in particular, may experience anxiety, fear, and a sense of personal risk. Knowing how to talk with your child about school safety issues could be critical in recognizing and preventing acts of violence, and will play an important role in easing fear and anxieties about their personal safety.

To guide parents through discussions about school violence, Mental Health America offers the following suggestions:

- **Encourage children to talk about their concerns and to express their feelings.** Some children may be hesitant to initiate such conversation, so you may want to prompt them by asking if they feel safe at school. When talking with younger children remember to talk on their level. For example, they may not understand the term "violence" but can talk to you about being afraid or a classmate who is mean to them.
- **Talk honestly about your own feelings regarding school violence.** It is important for children to recognize they are not dealing with their fears alone



Safety & Security Department

www.bsd405.org/departments/security

SafetyandSecurity@bsd405.org