



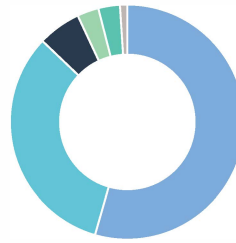
School Overview

At Stevenson, we embrace the rich diversity of students and families and collaboratively maximize district and community resources to support an academically rigorous, culturally relevant, nurturing learning environment where students develop skills, confidence, and creativity to meaningfully engage in making the world a better place.

Programs Offered

Spanish Dual Language, Continuum of special education services

Racial Diversity



- 55% Asian
- 3% Black
- 33% Hispanic
- 3% Two or more races
- 6% White
- N/A Native American
- 1% Pacific Islander

School & Student Characteristics ¹

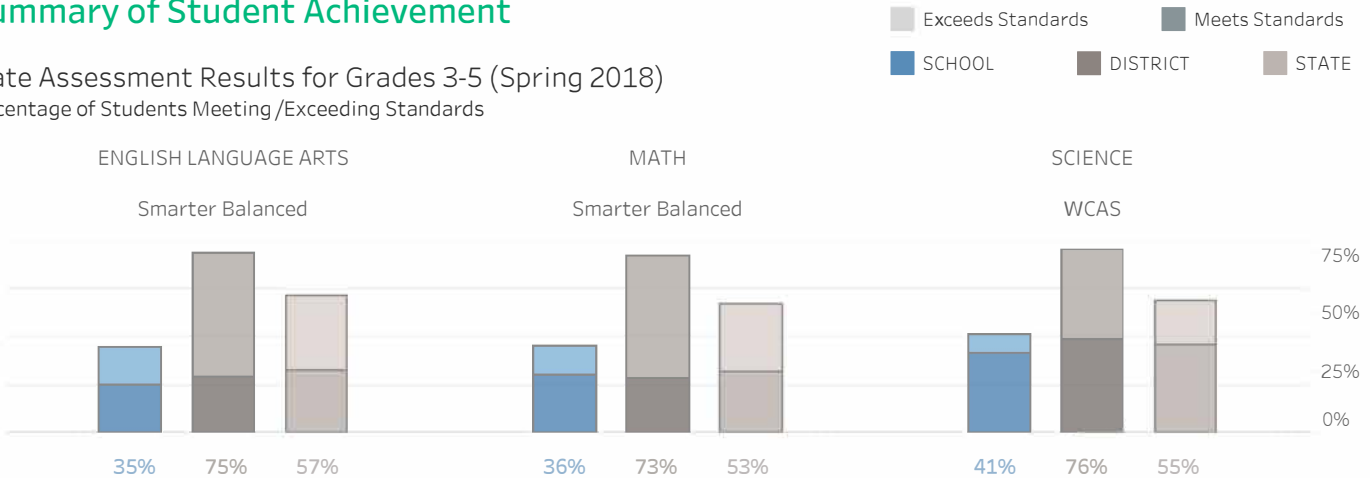
	SCHOOL	DISTRICT ²
Enrollment	546	534
National Board Certified Teachers	11%	29%
Eligible for Free/Reduced Price Meals	42%	17%
Receiving Special Education Services	6%	6%
English Language Learners	58%	25%
First Language Other Than English	74%	40%
Mobility Rate ³	28%	16%

Attendance & Discipline

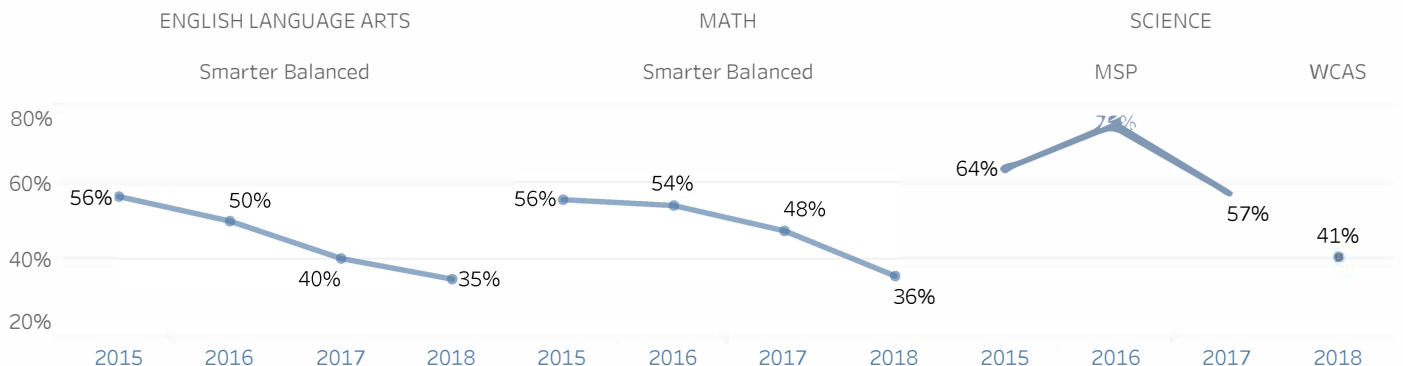
	SCHOOL	DISTRICT
Average Attendance Rate	94%	96%
Students with < 10 Absences Per Year	65%	71%
Students with 18+ Absences Per Year	15%	7%
Suspension Rate ⁴	0.2%	0.8%

Summary of Student Achievement

State Assessment Results for Grades 3-5 (Spring 2018)
Percentage of Students Meeting/Exceeding Standards



State Assessment Results for Grades 3-5 in the Last Four Years
Percentage of Students Meeting Standards



Glossary

National Board Certified Teachers

The National Board for Professional Teaching Standards offers a voluntary certification process for teachers to show that they have met the organization's standards for effective teaching. Teachers who apply go through a lengthy and rigorous screening process to obtain certification.

Science Assessments - WCAS/MSP

WCAS stands for Washington Comprehensive Assessment of Science, first administered in Spring 2018 to students state-wide in grades 5, 8 and 11. The WCAS replaces the WA State MSP science assessment. The WCAS is aligned to Next Generation Science Standards, which emphasize engineering and technology. The standards were adopted by the state in 2013. For more information see www.k12.wa.us/assessment/StateTesting/default.aspx.

Smarter Balanced

Starting in 2014-15, Washington State adopted the Smarter Balanced exams to assess student learning in English language arts and math in grades 3-8 and 10-11. These computer-based exams are aligned to the state's Common Core learning standards. For more information see www.k12.wa.us/assessment/StateTesting/default.aspx.

Special Education Services

Neighborhood schools provide a continuum of special education services. We provide specialty centers as well:

* **Cascade** program for students who benefit from behavioral supports due to emotional stressors.

* **Evergreen** program to serve young adults (ages 18-21) with disabilities.

* **Olympic** program to support students who benefit from support in organization, executive functioning, and social competency.

* **Pacific** program for students with significant developmental and intellectual disabilities.

* **PALS** (Preschool Age Learning) preschool to provide early intervention services for children with special needs (ages 3-5), together with typically developing peers.

End Notes

1

School and Student Characteristics

Data are from October 1, 2017 unless otherwise specified.

2

District Average

The district averages displayed here are the averages for district elementary schools.

3

Mobility Rate

The percent of students who entered or withdrew from the school between October 1 and June 15, based on October 1 enrollment.

4

Suspension Rate

The percent of students who received at least one in-school or out-of-school suspension or were expelled over the course of the school year.